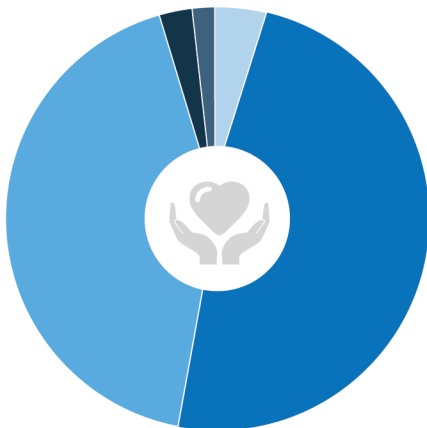


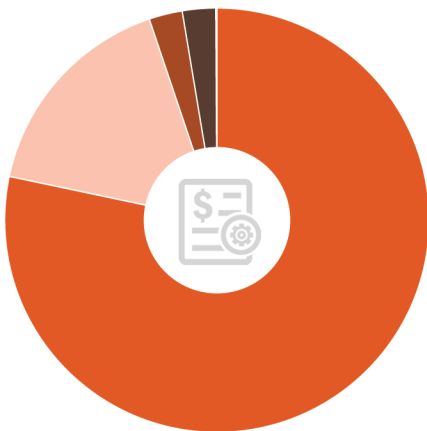
FINANCIALS



SUPPORT AND REVENUE

Government Contracts	6%	2,461,224
Fee for Service	47%	18,834,072
Public Schools	39%	15,455,701
Other Income	5%	1,881,227
Private Contributions	3%	1,170,002


TOTAL SUPPORT & REVENUE \$39,802,226



EXPENSES

Salaries, Benefits & Taxes	78%	31,556,981
Direct Program Costs	15%	6,063,248
Administration, Fundraising & Other	4%	1,579,030
Depreciation & Amortization	3%	1,189,564

TOTAL EXPENSES \$40,388,823



EXPENSES BY PROGRAM

Schools	35%	14,017,245
Community Therapy	6%	2,296,370
Early Intervention	6%	2,346,844
Day Programs	19%	7,828,411
Group Homes	24%	9,769,416
Administration / Fund Raising	10%	4,130,537

TOTAL EXPENSES BY PROGRAM \$40,388,823



**CHANGE IN
NET ASSETS**

\$586,597